



# Central Valley School District



Auditor's Presentation  
Cypher & Cypher  
November 10, 2021



# Central Valley School District

## Auditor's Report

- Audit covered the Financial Statements for the year ended June 30, 2021.
- The financial statements are the responsibility of the school district management.
- We conducted the audit in accordance with U.S. auditing standards.
- The auditor's opinion is unmodified.





# Central Valley School District

## Single Audit Reports

- Single Audit Act Amendments of 1996
- Compliance and internal controls at the financial statement level
- Compliance and internal controls at the federal program level





# Central Valley School District

## Fund Level Statements

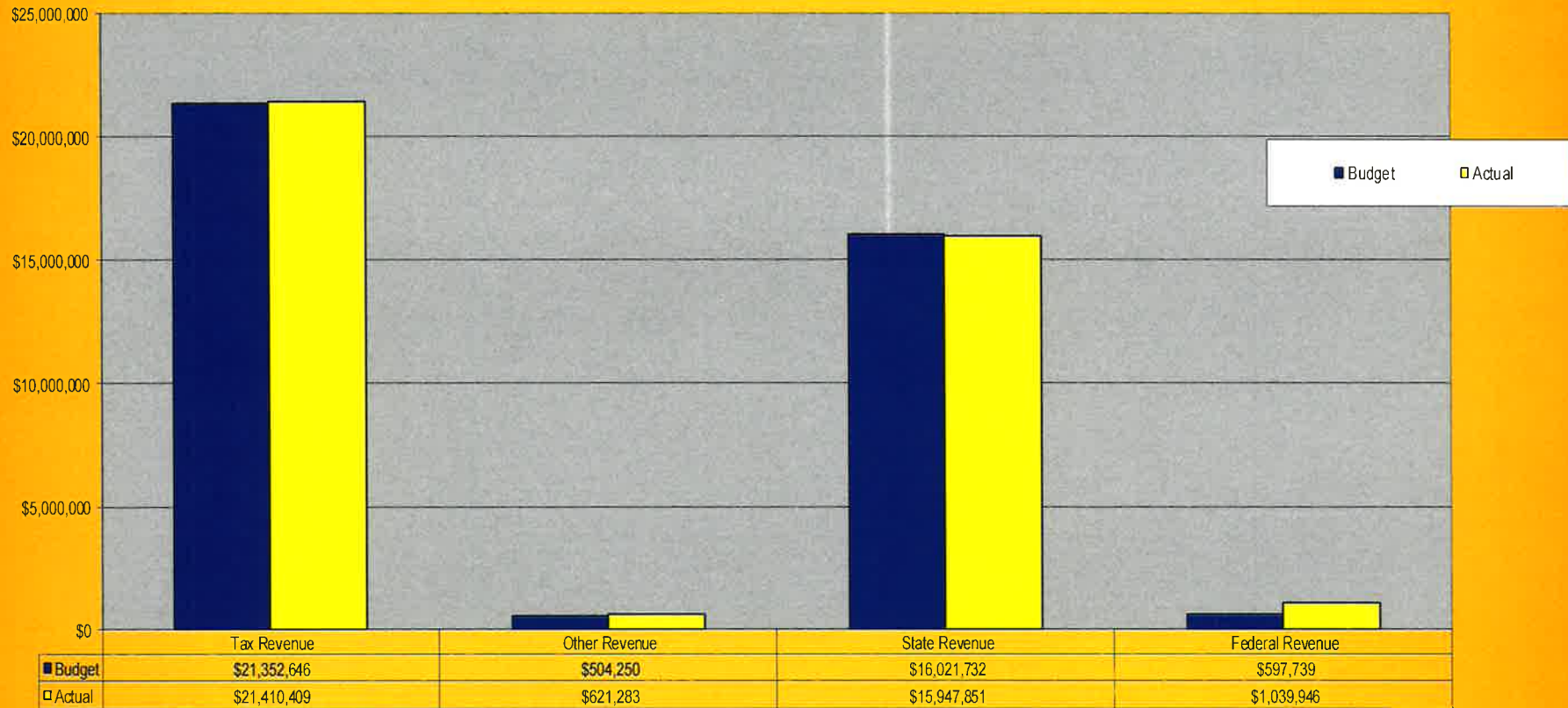
- **General Fund**
  - Total Revenues of \$39,019,489
  - Total Expenses and other financing uses of \$38,625,992
  - Net Change in Fund Balance of \$393,497
- **General Fund Balance totaling \$2,934,640**  
Comprised of the following:
  - Committed PSERS - \$891,599
  - Unassigned Fund Balance - \$2,043,041
- **Construction Fund**
  - Total Revenues of \$36
  - Net Change in Fund Balance of \$36
  - **Construction Fund Balance totaling \$31,994**





# Central Valley School District

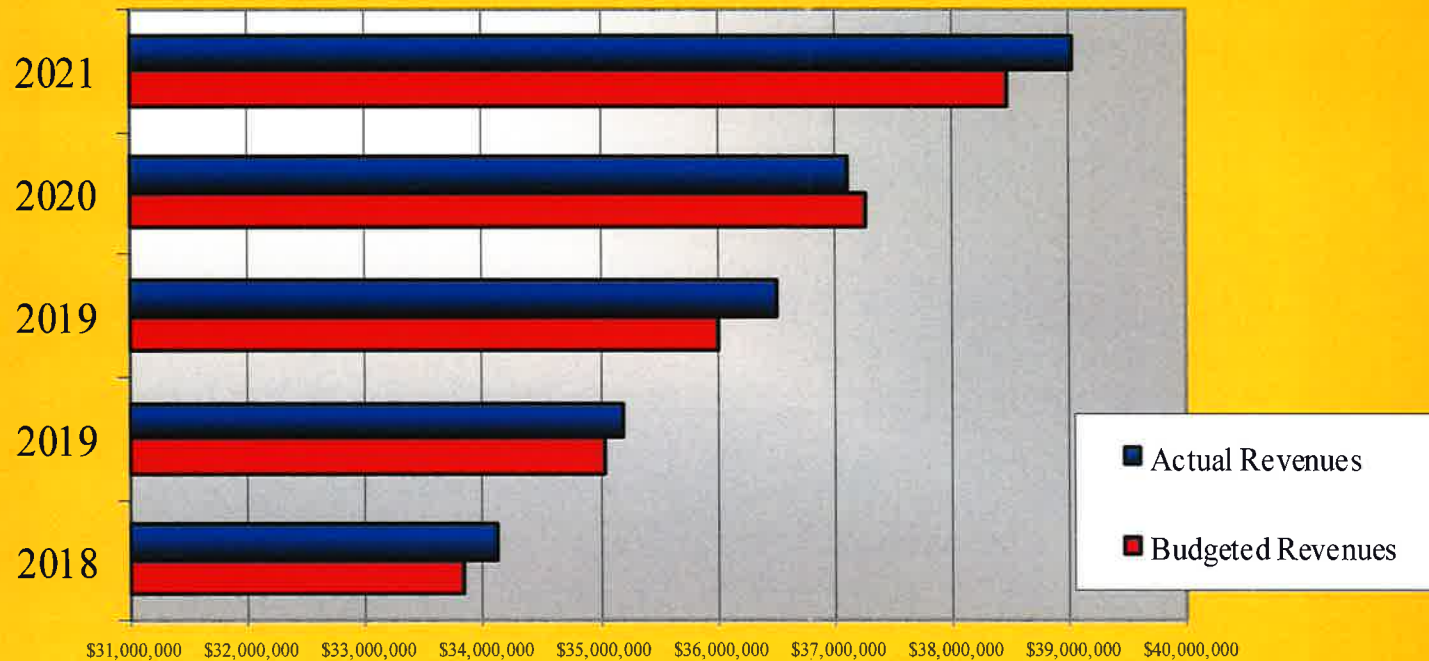
## General Fund - Revenue – Budget vs Actual





# Central Valley School District

## General Fund – Revenue – Budget vs Actual



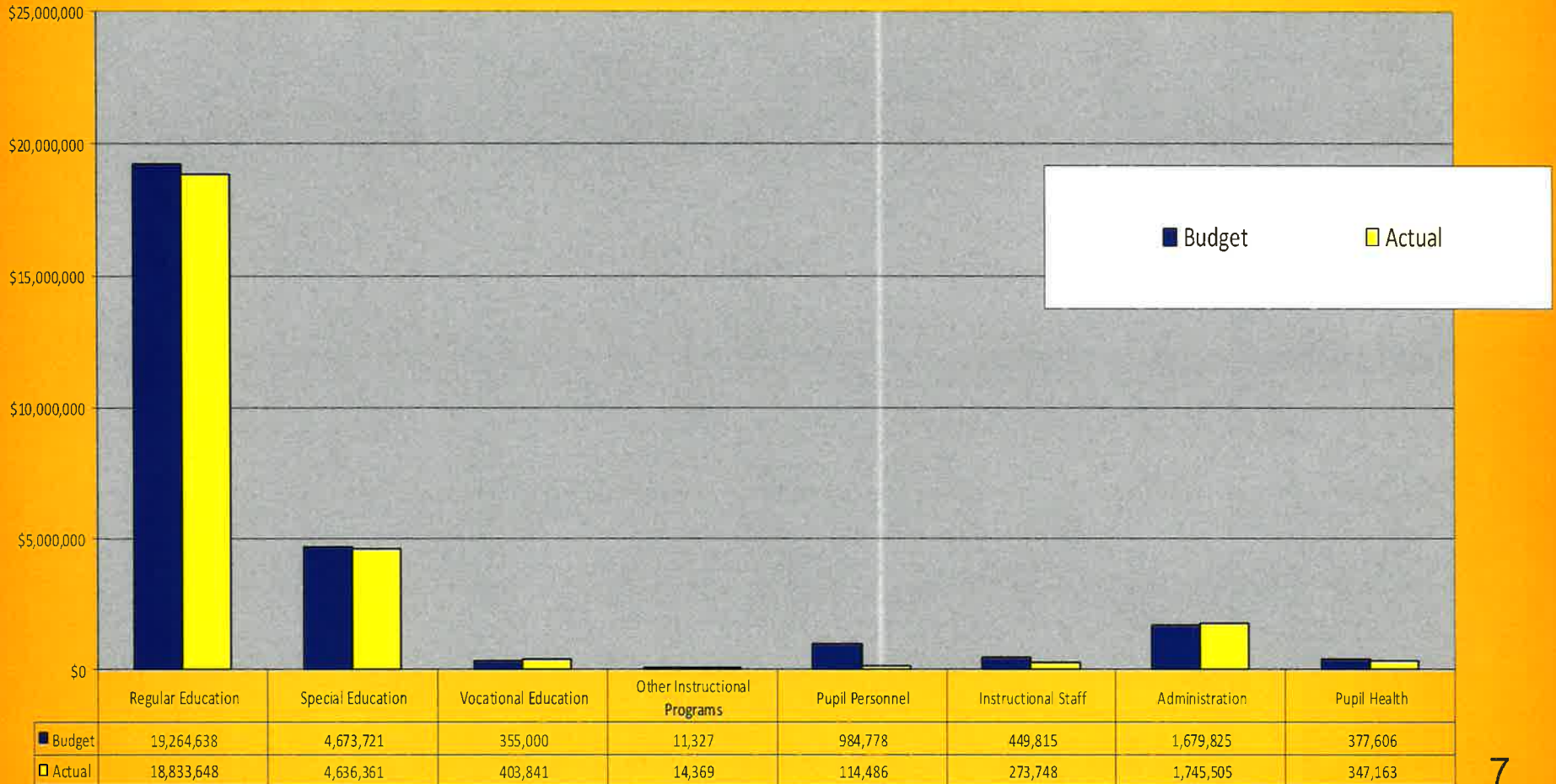
	2018	2019	2019	2020	2021
Actual Revenues	\$34,125,212	\$35,202,071	\$36,519,259	\$37,121,768	\$39,019,489
Budgeted Revenues	\$33,829,543	\$35,043,213	\$36,022,129	\$37,274,712	\$38,476,367





# Central Valley School District

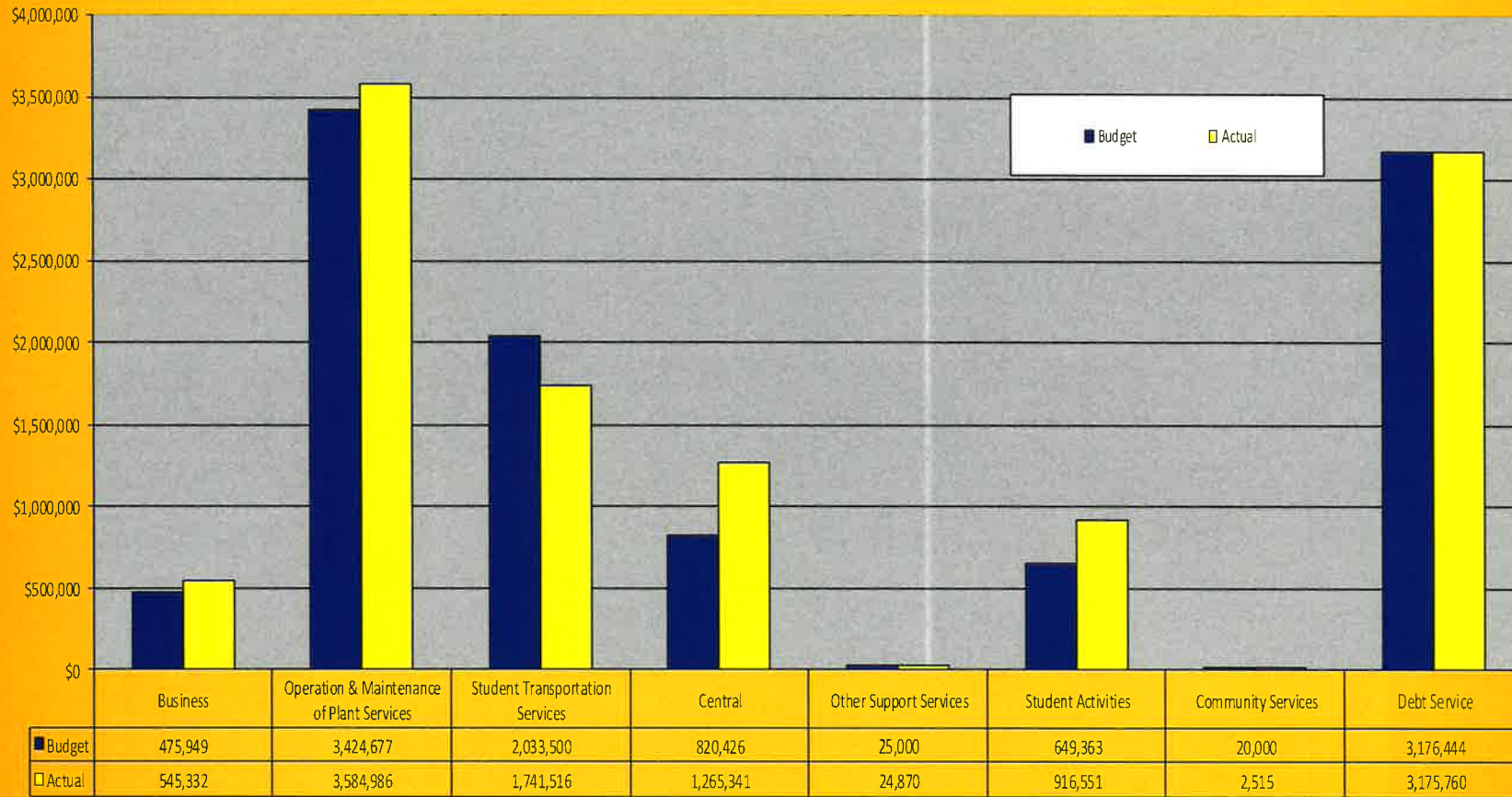
## General Fund – Expenditures – Budget vs Actual





# Central Valley School District

## General Fund – Expenditures – Budget vs Actual

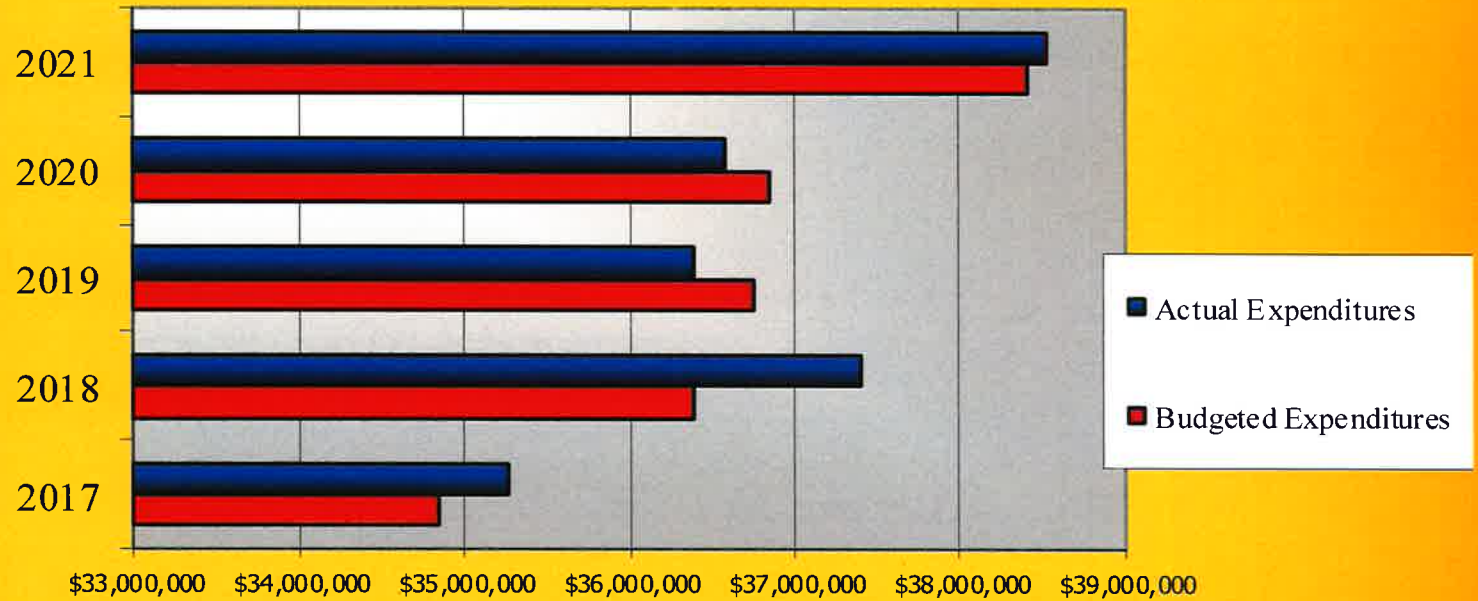






# Central Valley School District

## General Fund – Expenditures – Budget vs Actual

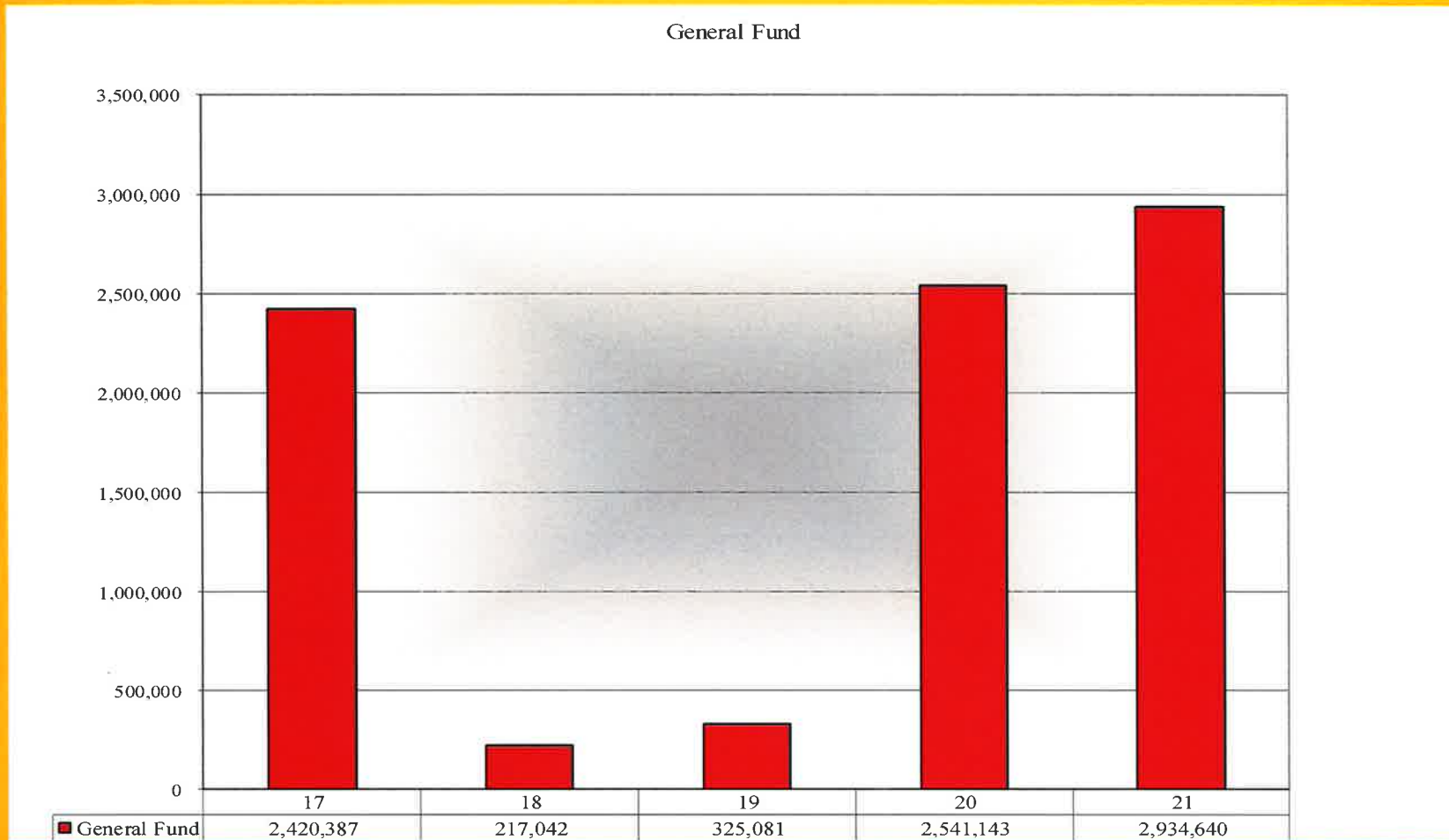


	2017	2018	2019	2020	2021
Actual Expenditures	\$35,273,153	\$37,397,878	\$36,395,977	\$36,583,446	\$38,525,992
Budgeted Expenditures	\$34,843,824	\$36,383,411	\$36,759,448	\$36,853,339	\$38,422,069





# Central Valley School District General Fund - Fund Balance History





# Central Valley School District Statement of Activities – Page 2

	Total Cost of Service before Grants & Charges	Less: Direct Grants and Charges for Services	Net Cost of Service
<b>Functional Expenditures</b>			
Depreciation	\$ 147,388	\$ -	147,388
Instruction	25,583,934	(6,554,509)	19,029,425
Instructional Student Support	1,676,897	(1,358,979)	317,918
Administrative and Financial Support	3,351,439	(256,025)	3,095,414
Operation and Maintenance of Plant	3,583,340	(286,948)	3,296,392
Pupil Transportation	1,741,516	-	1,741,516
Student Activities	924,609	(87,252)	837,357
Community Services	2,515	-	2,515
Scholarships and Awards	1,500	-	1,500
Interest on Long-Term Debt	1,453,167	(224,460)	1,228,707
Total Governmental Activities	38,466,305	-	29,698,132
Less: Unrestricted Grants, Subsidies and Unrestricted Contributions (ESBE)			(8,834,403)
Central Valley School District Local Share of Costs			\$ 20,863,729
20/21 Local Share as a Percentage of Total Costs			54.24%
19/20 Local Share as a Percentage of Total Costs			56.06%





# Central Valley School District Management Letter Items

- Fund Balance
- Cafeteria
- GASB #87 Lease Standard

